

### Characteristics

Colourless, satin-glossy drying wood oil containing wax, based on renewable oils, some of which are boiled with natural resins.




- easy to use
- hard-wearing
- water-proof
- resistant to many household chemicals
- dirt-repellent
- safe for toys

### Areas of application

For treating raw wood indoors or for wood already primed with CLOU Wood Oil, to enhance the surface finish, and for caring and revitalising oiled woods.

Produces a smooth, easy to grip and optically appealing surface.

### Processing/Application

Application methods:	 Spray gun	 Brush	 Rag
Ø Spay nozzle (mm):	1.8	–	–
Spraying pressure (bar):	2.5–3.0	–	–
Quantity (g/m <sup>2</sup> ):	80	60	40
Coverage (m <sup>2</sup> /Litre):	8	12	18

### Technical Data

Dilution:	None
Working viscosity:	ready for use
Viscosity:	~15 sec / DIN 4mm
Density (g/cm <sup>3</sup> ):	~ 0.860

### Drying

(at 20 °C and 50% relative humidity)

dust dry:	1 hour
recoatable:	overnight
stackable:	2 days
loadable:	7 Tage

### Cleaning

Clean tools immediately after use with CLOURETHAN thinner or turpentine substitute.

### Storage/disposal

Store in well sealed original containers in a cool place protected from frost. Leftover varnish must undergo special treatment in compliance with the official regulations. Recommended waste code according to the European waste directory: 08 01 11 (the final determination must be coordinated through the regional waste utility). Dried residues can be disposed of in the normal household rubbish. Can be stored for 3 years in sealed original containers.

### Safety precautions

Spray only in a water wash spray booth. Remove spray mist regularly in order to avoid ignition of the spray dust.

Do not operate in a spray booth together with nitro lacquer (danger of auto ignition of the nitro lacquer residues).

Soak used rags in water due to the danger of auto ignition and dispose of them.

The product itself is not self-igniting.

### Test Standards

DIN EN 71, Part 3 (suitable for toys)  
Complies with the requirements of § 35 Foodstuffs and Commodities Act (formerly DIN 53160 resistance to saliva and perspiration).

### Ordering information

Item code: 753.19398

# CLOU®

### Preparation

The wood surface to be coated must be completely dry and free of oil, grease, wax and sanding dust. If required, apply 1-2 undercoats of CLOU Wood Oil. On woods containing tannic acids and pigment colouring, a test should first be carried out on an inconspicuous part.

### Application

(Surface temperature > 15 °C, Moisture content of wood: 8–12 %)

Sand according to area of application between 150 grain (floors) and 240 grain (furniture).

Shake or stir well before use.

The sanding down and oil application should always be carried out along the wood structure.

Apply the coats thinly, in order to ensure that they dry well through.

Only apply one coat per day.

According to the amount of wear, 2-3 coats are necessary.

### Application methods:

- a) Using a cotton rag formed into a ball: apply oil thinly but not too sparsely and rub in well.
- b) Using a spray gun or brush: after approx. 20-30 minutes after each coat, soak up the oil that has not been absorbed by the wood using a non-fibrous cloth and spread evenly, otherwise the result will be a patchy shiny non-drying surface. On large areas the oil can be worked in using a felt disc (e.g. on parquet). Wood oil can also be applied using the hot spraying method (working temperature 40-45°C).

### Drying

(at 20 °C and 50% relative humidity)

Allow to dry overnight before applying the next coat. Sand to smooth with 240/280 grain.

### Special Instructions

During application and drying ventilate well.

Care is needed when coating the insides of cupboards and drawers. The lack of oxygen and light can delay the drying process, which can produce an unpleasant smell manifesting itself as a long-lasting linseed odour. For this application, Shellac coating and spraying lacquer are more suitable.

### Care Instructions

Further treatment according to wear, as necessary. Care according to the care instructions.

The above information is of a non-binding nature and is based solely on our own tests and experience. The processing and directions for use should be adapted to prevailing working conditions where necessary.  
This Technical Data Sheet replaces all previous versions.

# CLOU®